



Gennesaret
Free Clinics

2024

ANNUAL REPORT

Fiscal Year 2024
October 1, 2023 - September 30, 2024



MESSAGE FROM THE NEW EXECUTIVE DIRECTOR: A VISION FOR 2025 AND BEYOND

2024 marked an exciting new chapter for Gennesaret Free Clinics—a year of transformation, growth, and hope. As we embark on this journey together, I am deeply honored to serve as your new Executive Director, building on the incredible legacy of those who have come before me.

The need for affordable, equitable healthcare has never been greater. The challenges faced by our community are unprecedented, but with them comes an opportunity to reimagine how we deliver care and support. This year, we are ushering in a new strategic plan focused on growth and expansion, and aligning our healthcare mission with equitable food access, addressing the social determinants of health that so often create barriers for our patients.

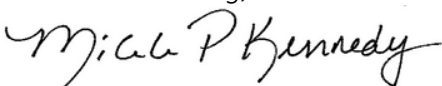
As we look to 2025, our focus is clear: we will deepen our reach into the community, foster partnerships that address food and health inequities, and continue to dismantle systemic barriers to care. By aligning our healthcare services with access to nutritious food, we are not only addressing immediate medical needs but also building a foundation for long-term health and well-being.

This progress is possible because of you—our supporters, volunteers, and partners. Your generosity and belief in our mission transform lives daily. Together, we provide life-saving medical care, compassionate support, and hope to thousands of individuals in Central Indiana.

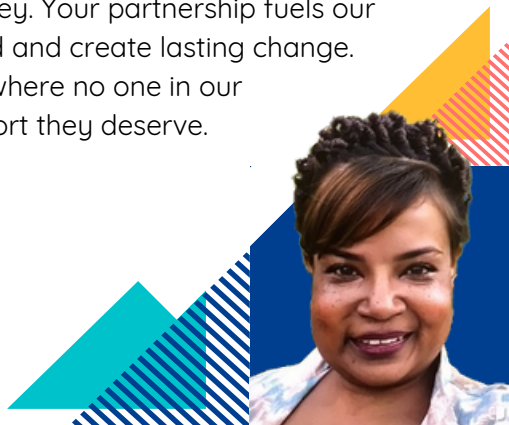
But our work is far from done. The growing demand for our services reminds us of the urgent need to act. We remain steadfast in our commitment to creating a healthier, more equitable Indianapolis—one where everyone, regardless of circumstance, has access to dignified healthcare.

Thank you for standing with us on this journey. Your partnership fuels our determination to meet the challenges ahead and create lasting change. Together, we will continue to build a future where no one in our community goes without the care and support they deserve.

With gratitude and hope,
Milele P. Kennedy, PHA



Executive Director, Gennesaret Free Clinics



2,538 UNIQUE PATIENTS

3,870 PATIENT VISITS

MEDICAL CLINICS

959
Unique Patients



1,579
Patient Visits

DENTAL CLINIC

356
Unique Patients



751
Patient Visits

HEALTH RECOVERY HOMES

66
Unique Patients



60 DAYS
Average Stay

MOBILE MEDICAL CLINIC

499
Unique Patients



826
Patient Visits

455 OUTREACH PATIENTS (HIV TESTING)

2,000+ MEDS FILLED

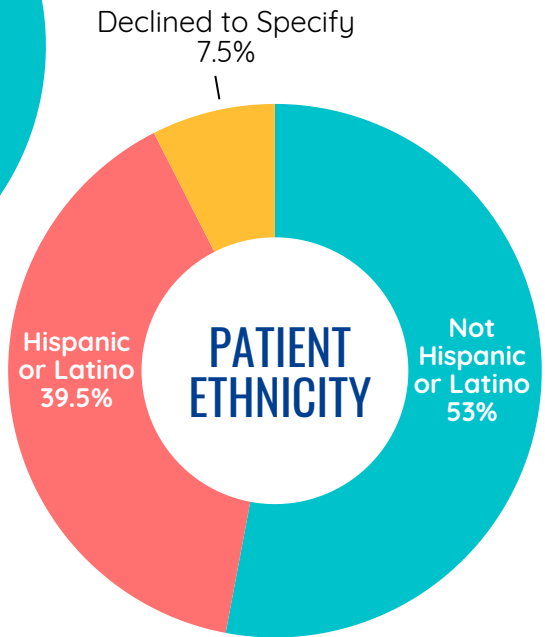
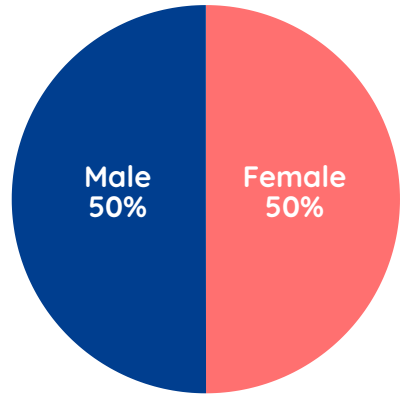
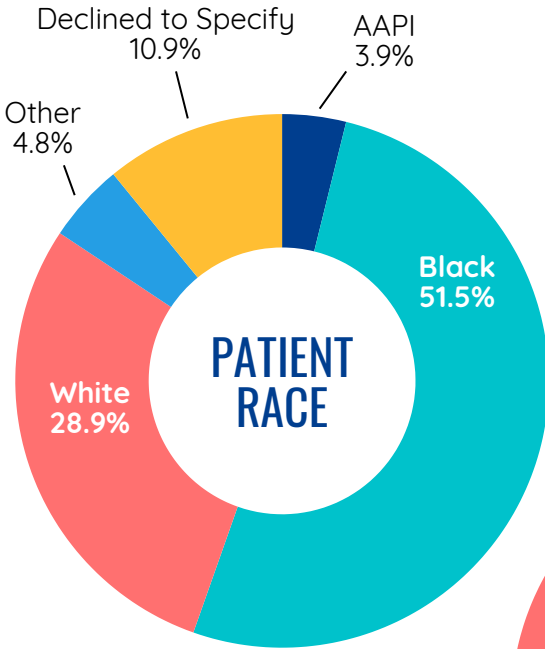
WOMEN'S HEALTH SERVICES

203 Unique Patients
481 Services Provided
222 Breast Diagnostic Services

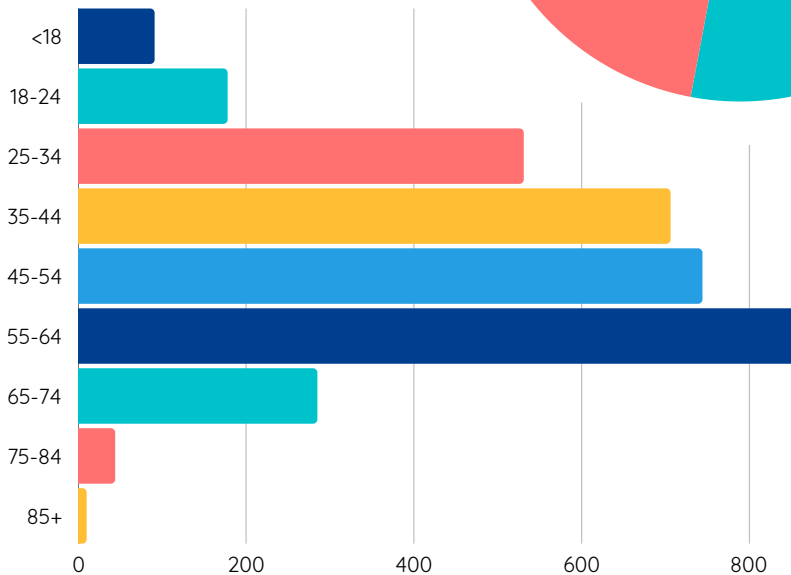


PATIENT DEMOGRAPHICS

of Those Reporting



PATIENT AGE



GFC served

24%

of Indy's
unhoused
population
in 2024 (based
on IHDA 2024
Point-in-Time
Count)

33.5%

of patient visits
were for chronic
disease
management

158

volunteers
worked

2,180

hours

31.8%

of patients
over 55 were
diagnosed with
hypertension

At least

16%

of GFC's patients
were experiencing
homelessness at
the time of care

After just the

2ND

visit at our
Hypertension Clinic
with Purdue
University's CHEQI
Program, patients
saw a clinically
significant drop in
blood pressure



Antowne, a former GFC Health Recovery Home resident, not only defeated cancer in 2024, but also defeated homelessness. While battling cancer on the streets, his life changed forever when he came to GFC. With our support, he completed radiation treatments and secured permanent housing. Today, Antowne lives independently in his own apartment!

FY2024 FINANCIALS

Fiscal Year 2024 (October 1, 2023 - September 30, 2024)
Sourced from FY2024 financial audit completed by Pile CPAs

REVENUE

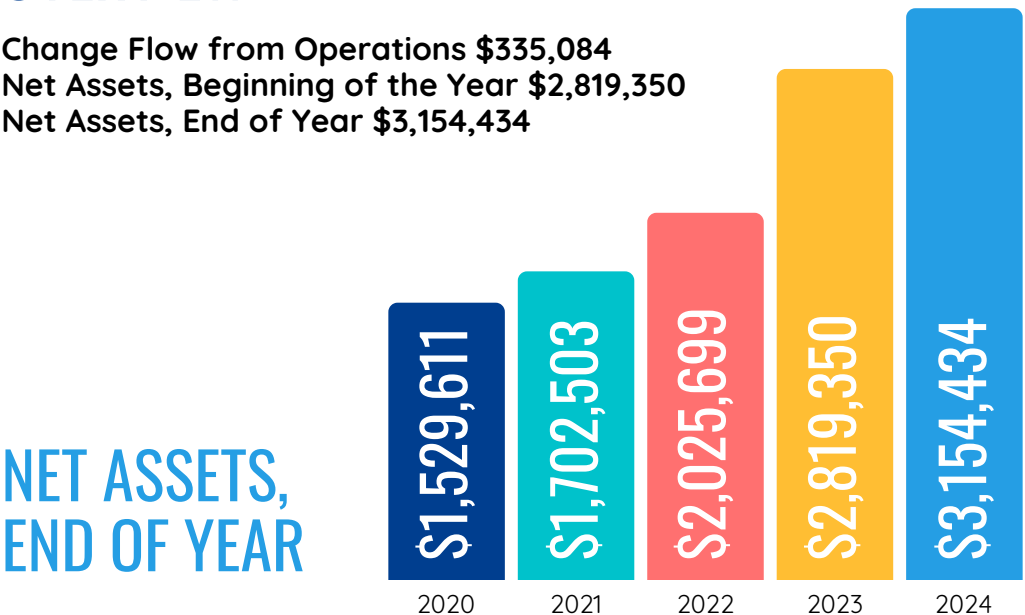
Donated Services & In-Kind Contributions	\$166,076
Contributions	\$1,445,947
Grants & Contracts	\$683,064
Special Events (net)	\$58,169
Investment Income	\$31,625
Beneficial Interest	\$11,774
Other Income	\$8,077
Realized & Unrealized Gains (net)	\$141,729
	\$2,546,461

EXPENSES

Programs & Services	\$1,627,407
Management & General	\$329,591
Fundraising	\$254,379
	\$2,211,377

OVERVIEW

Change Flow from Operations **\$335,084**
Net Assets, Beginning of the Year **\$2,819,350**
Net Assets, End of Year **\$3,154,434**



NET ASSETS,
END OF YEAR

A GLIMPSE AT GENNESARET'S LARGEST INVESTMENTS

\$36,801 spent on medications—ensuring that every patient who walked through our doors left with their prescribed medication.

\$34,521 spent on external referrals for Women's Health Services patients with abnormal test results, covering additional screenings and critical treatments for breast and cervical cancer.

\$28,104 spent on dentures, restoring patients' smiles, confidence, dignity, and ability to eat and speak comfortably.

\$1,627,407 total operating cost, enabling us to provide comprehensive care across all of our services.

PEOPLE MAKE OUR WORK POSSIBLE!



Scan to view our 2024 donors, supporters, and volunteers.



FOOD PANTRY

HOURS OF OPERATION

Mon. Closed
Tues. 8am -12pm
Wed. Closed
Thurs. 8am -12pm
Fri. 5pm - 7pm
Sat. 9am -12pm
8am -12am



Gennesaret
Free Clinics

FREE MEDICAL CLINIC FOR ALL

CLÍNICA MÉDICA GRATUITA | KLINIK MEDIKAL GRATIS



1.800.696.1511



Gennesaret
Free Clinics



(317) 639 -5645



www.gennesaret.org



615 N Alabama St Suite 136
Indianapolis, IN 46204-1431



Gennesaret Free Clinics
[@gennesaretfreeclinics](https://www.instagram.com/gennesaretfreeclinics)